



Model Number

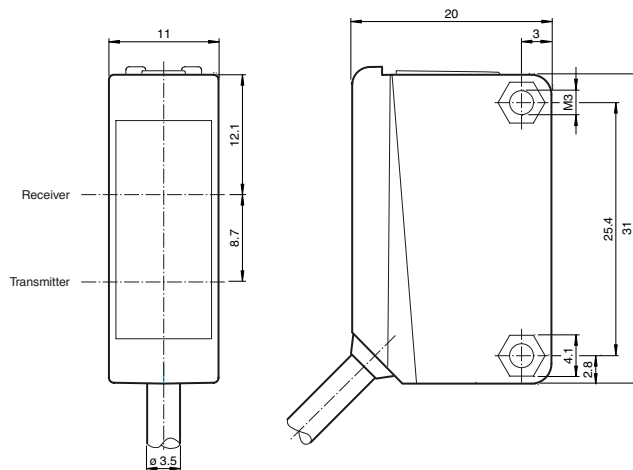
ML100-8-HGU-100-IR/102/115/162

Convergent mode sensor
with 2 m fixed cable

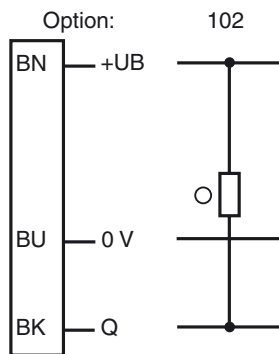
Features

- Miniature design
- Diffuse mode sensor with long, narrow light spot
- Easy to use
- Full metal thread mounting

Dimensions

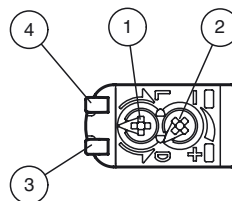


Electrical connection



○ = Light on
● = Dark on

Indicators/operating means



1	Light-Dark-switching	
2	Sensitivity adjuster	
3	Signal display	yellow
4	Operating display	green

**Technical data****General specifications**

Detection range	7 ... 100 mm
Adjustment range	30 ... 100 mm
Reference target	standard white, 100 mm x 100 mm
Light source	LED
Light type	modulated infrared light
Polarization filter	no
Diameter of the light spot	approx. 7 mm x 50 mm at 100 mm
Angle of divergence	Emitter: 4 ° vertical ; 25 ° horizontal
Optical face	frontal
Ambient light limit	EN 60947-5-2:2007+A1:2012

Functional safety related parameters

MTTF _d	860 a
Mission Time (T _M)	20 a
Diagnostic Coverage (DC)	0 %

Indicators/operating means

Operation indicator	LED green: power on
Function indicator	LED yellow: lights when object is detected
Control elements	Sensing range adjuster
Control elements	Light-on/dark-on changeover switch

Electrical specifications

Operating voltage	U _B	10 ... 30 V DC
Ripple		max. 10 %
No-load supply current	I ₀	< 20 mA

Output

Switching type	The switching type of the sensor is adjustable. The default setting is: light on	
Signal output	1 NPN output, short-circuit protected, reverse polarity protected, open collector	
Switching voltage		max. 30 V DC
Switching current		max. 100 mA , resistive load
Voltage drop	U _d	≤ 1.5 V DC
Switching frequency	f	500 Hz
Response time		1 ms

Ambient conditions

Ambient temperature	-30 ... 60 °C (-22 ... 140 °F)
Storage temperature	-40 ... 70 °C (-40 ... 158 °F)

Mechanical specifications

Housing width	11 mm
Housing height	31 mm
Housing depth	20 mm
Degree of protection	IP67
Connection	2 m fixed cable
Material	
Housing	PC (Polycarbonate)
Optical face	PMMA
Mass	approx. 50 g
Tightening torque, fastening screws	0.6 Nm
Cable length	2 m

Compliance with standards and directives

Directive conformity	
EMC Directive 2004/108/EC	EN 60947-5-2:2007+A1:2012
Standard conformity	
Standards	UL 60947-5-2

Approvals and certificates

UL approval	cULus Listed, Class 2 Power Source or listed Power Supply with a limited voltage output with (maybe integrated) fuse (max. 3.3 A according UL248), Type 1 enclosure
CCC approval	CCC approval / marking not required for products rated ≤36 V

Accessories**OMH-ML100-01**

Mounting aid for ML100 series, Mounting bracket

OMH-ML100-02

Mounting aid for ML100 series, Mounting bracket

OMH-ML100-03

Mounting aid for round steel ø 12 mm or sheet 1.5 mm ... 3 mm

OMH-ML100-04

Mounting aid for ML100 series, Mounting bracket

OMH-ML100-05

Mounting aid for ML100 series, Mounting bracket

OMH-F10-ML100

Mounting aid for ML100 series

OMH-10

Mounting aid

OMH-ML100-S1

Mounting bracket

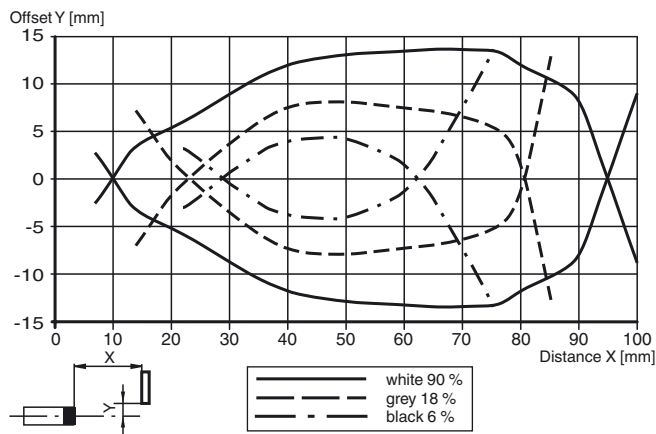
OMH-ML100-08

Mounting aid for ML100 series, Snap-in

Other suitable accessories can be found at www.pepperl-fuchs.com

Curves/Diagrams

Characteristic response curve



Detection ranges

