



### Model Number

**GLK18-8-450/59/161/166**

Diffuse mode sensor

Plastic connector Micro AC 1/2", 4-pin

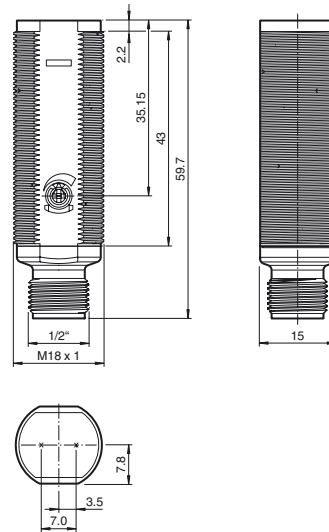
### Features

- Efficient Line in a short M18 plastic housing for standard applications
- Very high detection range
- 4 LEDs indicator for 360° visibility
- Optimized potentiometer design for a clear control button layout in the application
- Universal usage at different power supplies

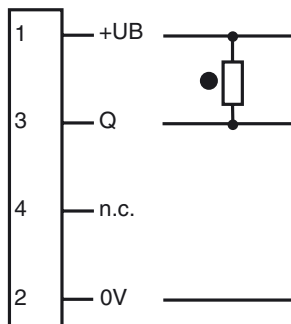
### Product information

The GLV/GLK18 series sensors help improve the efficiency of machines and systems. The design of the M18 plastic housing, the connection technology, and sensor properties are highly standardized. Concentrating on the key sensor requirements has produced a robust and reliable product series for DC and AC/DC voltage systems without any over-engineering. The mounting set included in the scope of delivery and the optimized potentiometer design ensure fast assembly and easy configuration.

### Dimensions

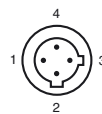


### Electrical connection



○ = Light on  
● = Dark on

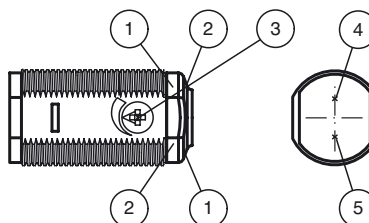
### Pinout



#### Wire colors

1	RD/BK (red/black)
2	RD/WH (red/white)
3	RD (red)
4	GN (green)

### Indicators/operating means



1	Operating display	green
2	Signal display	yellow
3	Sensitivity adjustment	
4	Emitter	
5	Receiver	

**Technical data****General specifications**

Detection range	50 ... 450 mm adjustable
Detection range max.	0 ... 450 mm
Reference target	100 mm x 100 mm Kodak white
Light source	LED
Light type	modulated visible red light , 640 nm
Diameter of the light spot	approx. 15 mm at 400 mm
Angle of divergence	approx. 2 °
Optical face	frontal
Ambient light limit	30000 Lux ; according to EN 60947-5-2:2007
Hysteresis	H < 15 %
Accessories provided	Mounting aids

**Indicators/operating means**

Operation indicator	LED green, statically lit Power on
Function indicator	LED yellow: lights when object is detected ; flashes when falling short of the stability control
Control elements	sensitivity adjustment

**Electrical specifications**

Operating voltage	$U_B$	20 ... 250 V AC/DC
No-load supply current	$I_0$	< 2.5 mA

**Output**

Switching type	dark on	
Signal output	N-channel MOSFET, short circuit protected	
Switching voltage	max. 250 V AC/DC	
Switching current	max. 200 mA	
Voltage drop	U <sub>d</sub>	≤ 3.5 V AC/DC
Switching frequency	f	50 Hz
Response time	≤ 10 ms	

**Ambient conditions**

Ambient temperature	-20 ... 60 °C (-4 ... 140 °F)
Storage temperature	-40 ... 70 °C (-40 ... 158 °F)

**Mechanical specifications**

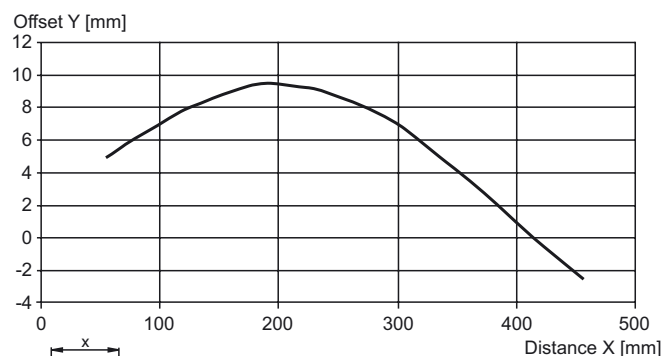
Degree of protection	IP67
Connection	Micro AC connector, 1/2" V124 ; 4-pin
Material	
Housing	PC-PBT
Optical face	PMMA
Mass	approx. 10 g

**Compliance with standards and directives**

Standard conformity	
Product standard	EN 60947-5-2:2007 ; IEC 60947-5-2:2007
Standards	UL 508

**Approvals and certificates**

EAC conformity	TR CU 020/2011 TR CU 004/2011
Protection class	II, rated insulation voltage $\leq 250$ V AC with pollution degree 1-2 according to IEC 60664-1
UL approval	cULus Listed, Type 1 enclosure
CCC approval	Certified by China Compulsory Certification (CCC)
Approvals	CE

**Curves/Diagrams****Characteristic response curve****Accessories****CPZ18B03**

Mounting Bracket with swivel nut

**BF 18**

Mounting flange, 18 mm

**BF 18-F**

Mounting flange with dead stop, 18 mm

**BF 5-30**

Universal mounting bracket for cylindrical sensors with a diameter of 5 ... 30 mm

**V124-G-YE2M-PVC**

Connecting cable, 1/2" - 20 UNF, 4-pin, PVC cable

**V124-W-YE2M-PVC**

Connecting cable, 1/2" - 20 UNF, 4-pin, PVC cable

Other suitable accessories can be found at [www.pepperl-fuchs.com](http://www.pepperl-fuchs.com)

