



Model Number

MLV41-55/25/115/136

Retroreflective sensor
with 2 m fixed cable

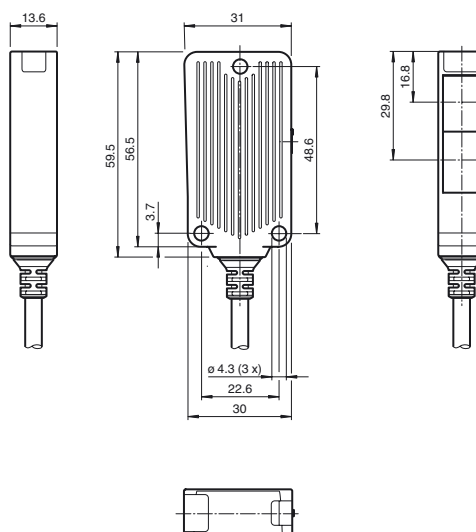
Features

- Rugged series in corrosion-resistant metal housing
- Extremely high switching frequency
- Clear and functional display concept for the operating modes
- Resistant against noise: reliable operation under all conditions
- Aluminum housing with high quality Delta-Seal coated

Product information

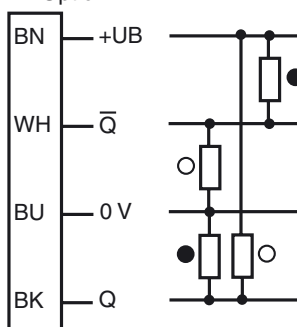
The unique and extremely popular design of the MLV41 series enables it to be mounted correctly in confined areas and offers all the functions that are normally only found on larger phototelectric sensors. The MLV41 series comes with a range of functions. For example, highly visible status LEDs on the front and back, resistance to ambient light, crosstalk protection and universally applicable output stages that permit every possible switching logic and polarity to be realized. The enhanced resistance to ambient light ensures reliable operation even where modern energy-saving lamps with electronic ballasts are in use. The same applies where multiple devices are present, i.e. the use of a number of sensors in the same vicinity causes no problems.

Dimensions



Electrical connection

Option:



○ = Light on
● = Dark on

Indicators/operating means



1	Operating display green	3	Optical axis transmitter
2	Function display yellow	4	Optical axis receiver

**Technical data****General specifications**

Effective detection range	0 ... 8 m
Reflector distance	0.1 ... 8 m
Threshold detection range	10 m
Reference target	H85-2 reflector
Light source	LED
Light type	modulated visible red light , 625 nm
Polarization filter	yes
Angle deviation	max. $\pm 1.5^\circ$
Diameter of the light spot	approx. 300 mm at detection range 8.5 m
Angle of divergence	1.5°
Optical face	frontal
Ambient light limit	20000 Lux

Functional safety related parameters

MTTF _d	844 a
Mission Time (T _M)	20 a
Diagnostic Coverage (DC)	0 %

Indicators/operating means

Operation indicator	LED green, statically lit Power on , Undervoltage indicator: Green LED, pulsing (approx. 0.8 Hz) , short-circuit : LED green flashing (approx. 4 Hz)
Function indicator	LED yellow, lights up when light beam is free, flashes when falling short of the stability control
Control elements	none

Electrical specifications

Operating voltage	U _B	10 ... 30 V DC
Ripple		max. 10 %
No-load supply current	I ₀	max. 30 mA

Output

Signal output	2 push-pull (4 in 1) outputs, complementary, short-circuit proof, reverse polarity protected	
Switching voltage	max. 30 V DC	
Switching current	max. 100 mA	
Voltage drop	U _d	≤ 2.5 V DC
Switching frequency	f	1000 Hz
Response time	0.5 ms	

Ambient conditions

Ambient temperature	-40 ... 60 °C (-40 ... 140 °F)
Storage temperature	-40 ... 75 °C (-40 ... 167 °F)

Mechanical specifications

Degree of protection	IP67
Connection	2 m fixed cable
Material	
Housing	aluminum , Delta-Seal coated
Optical face	glass pane
Mass	100 g

Compliance with standards and directives

Directive conformity	
EMC Directive 2004/108/EC	EN 60947-5-2:2007
Standard conformity	
Product standard	EN 60947-5-2:2007 IEC 60947-5-2:2007

Approvals and certificates

EAC conformity	TR CU 020/2011
UL approval	cULus Listed 57M3 (Only in association with UL Class 2 power supply; Type 1 enclosure)
CCC approval	CCC approval / marking not required for products rated ≤ 36 V

Accessories**OMH-09**

Mounting bracket for Sensors series
MLV41 for M12 rod mounting

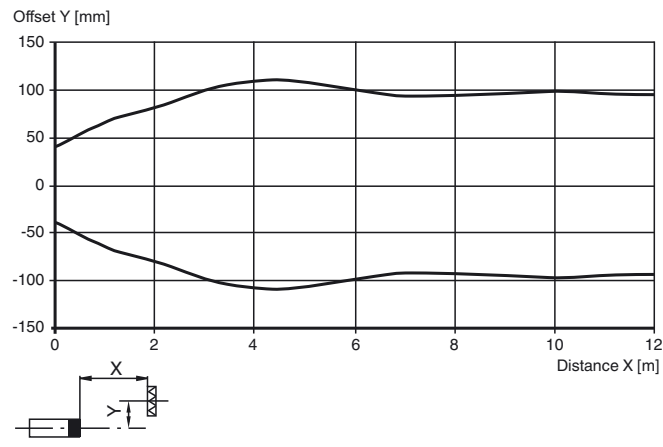
OMH-40

Mounting bracket

Other suitable accessories can be found at
www.pepperl-fuchs.com

Curves/Diagrams

Characteristic response curve



Relative received light strength

