



Model Number

ML100-55/59/95/103

Retroreflective sensor with 4-pin, M8 x 1 connector

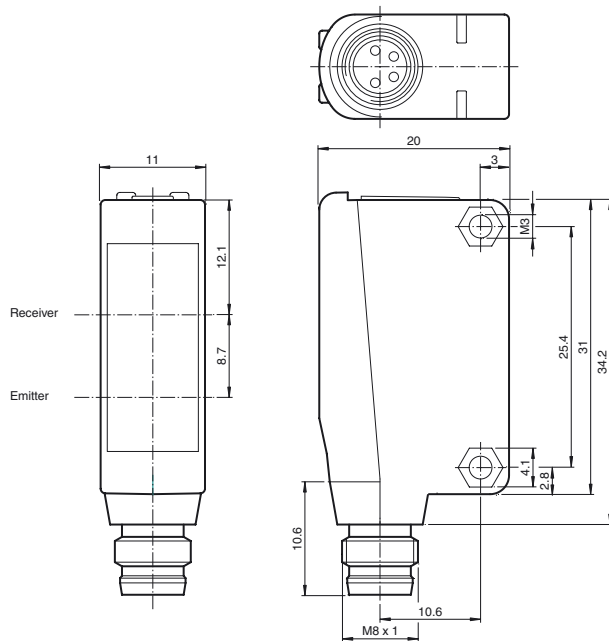
Features

- Miniature design
- Easy to use
- Very bright, highly visible light spot
- Full metal thread mounting
- Clearly visible LEDs for Power ON, switching state and weak signal indication
- Not sensitive to ambient light

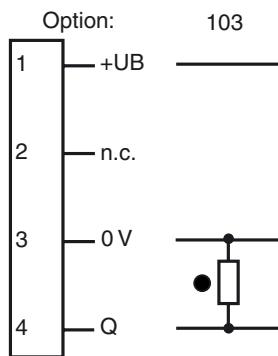
Product information

The ML100 series is characterized by its miniature housing with integral, all-metal threaded bushings. All versions are equipped with a visible red transmitter LED. This greatly simplifies installation and commissioning. The switching states are easily visible from all directions thanks to the highly visible LEDs.

Dimensions




Electrical connection

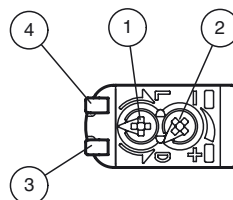


○ = Light on
● = Dark on

Pinout



Indicators/operating means



1	Light-Dark-switching	
2	Sensitivity adjuster	
3	Signal display	yellow
4	Operating display	green

Release date: 2017-03-31 11:27 Date of issue: 2017-03-31 295895_eng.xml

Technical data**General specifications**

Effective detection range	0 ... 5 m
Reflector distance	0.01 ... 5 m
Threshold detection range	7 m
Reference target	H50 reflector
Light source	LED
Light type	modulated visible red light
Polarization filter	yes
Diameter of the light spot	approx. 500 mm at a distance of 7 m
Angle of divergence	approx. 4 °
Optical face	frontal
Ambient light limit	EN 60947-5-2:2007+A1:2012

Functional safety related parameters

MTTF _d	860 a
Mission Time (T _M)	20 a
Diagnostic Coverage (DC)	0 %

Indicators/operating means

Operation indicator	LED green: power on
Function indicator	LED yellow: lights up when receiving the light beam ; flashes when falling short of the stability control; OFF when light beam is interrupted
Control elements	sensitivity adjustment
Control elements	Light-on/dark-on changeover switch preset to dark on

Electrical specifications

Operating voltage	U _B	10 ... 30 V DC
Ripple		max. 10 %
No-load supply current	I ₀	< 20 mA

Output

Switching type	The switching type of the sensor is adjustable. The default setting is: dark on	
Signal output	1 PNP output, short-circuit protected, reverse polarity protected, open collector	
Switching voltage		max. 30 V DC
Switching current		max. 100 mA , resistive load
Voltage drop	U _d	≤ 1.5 V DC
Switching frequency	f	1000 Hz
Response time		0.5 ms

Ambient conditions

Ambient temperature	-30 ... 60 °C (-22 ... 140 °F)
Storage temperature	-40 ... 70 °C (-40 ... 158 °F)

Mechanical specifications

Degree of protection	IP67
Connection	connector M8 x 1 , 4-pin
Material	
Housing	PC (Polycarbonate)
Optical face	PMMA
Mass	approx. 10 g
Tightening torque, fastening screws	0.6 Nm

Compliance with standards and directives

Directive conformity	
EMC Directive 2004/108/EC	EN 60947-5-2:2007+A1:2012
Standard conformity	
Standards	UL 60947-5-2

Approvals and certificates

UL approval	cULus Listed, Class 2 Power Source or listed Power Supply with a limited voltage output with (maybe integrated) fuse (max. 3.3 A according UL248), Type 1 enclosure
CCC approval	CCC approval / marking not required for products rated ≤36 V

Accessories**OMH-F10-ML100**

Mounting aid for ML100 series

OMH-ML100-01

Mounting aid for ML100 series, Mounting bracket

OMH-ML100-03

Mounting aid for round steel ø 12 mm or sheet 1.5 mm ... 3 mm

OMH-ML100-04

Mounting aid for ML100 series, Mounting bracket

OMH-ML100-05

Mounting aid for ML100 series, Mounting bracket

OMH-10

Mounting aid

REF-H85-2

Reflector, rectangular 84.5 mm x 84.5 mm, mounting holes

REF-C110-2

Reflector, round ø 84 mm, central mounting hole

REF-H60-2

Reflector with mounting holes

REF-H50

Reflector, rectangular 51 mm x 61 mm, mounting holes, fixing strap

REF-H33

Reflector with screw fixing

OFR-70-2

Reflective tape 70 mm x 70 mm

REF-MH23-2

Reflector with Micro-structure, rectangular 23 mm x 14 mm, diagonal mounting hole

V31-WM-2M-PUR

Female cordset, M8, 4-pin, PUR cable

V31-GM-2M-PUR

Female cordset, M8, 4-pin, PUR cable

OMH-ML100-S1

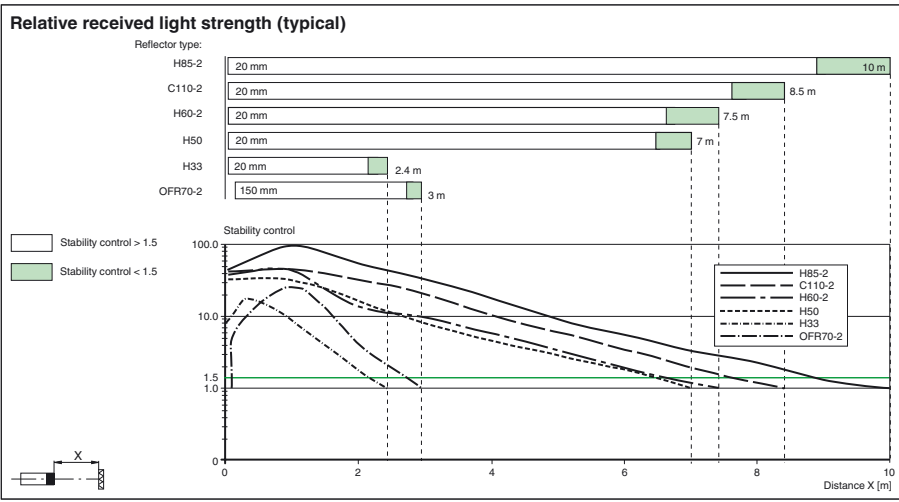
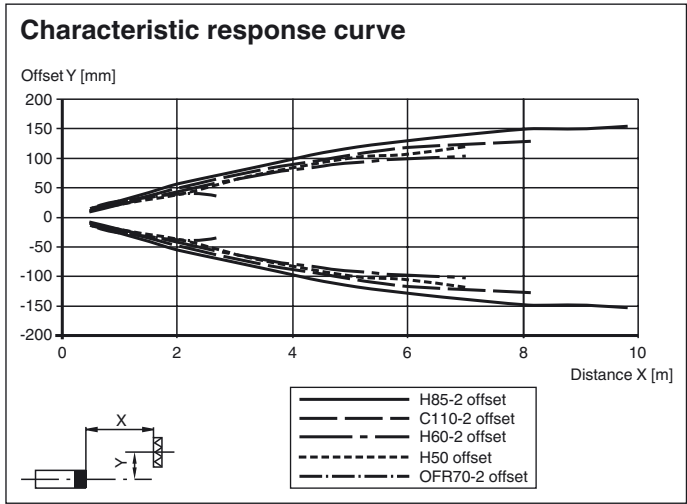
Mounting bracket

OMH-ML100-08

Mounting aid for ML100 series, Snap-in

Other suitable accessories can be found at www.pepperl-fuchs.com

Curves/Diagrams



Release date: 2017-03-31 11:27 Date of issue: 2017-03-31 295895_eng.xml

Refer to "General Notes Relating to Pepperl+Fuchs Product Information".

Pepperl+Fuchs Group
www.pepperl-fuchs.com

USA: +1 330 486 0001
fa-info@us.pepperl-fuchs.com

Germany: +49 621 776 4411
fa-info@de.pepperl-fuchs.com

Singapore: +65 6779 9091
fa-info@sg.pepperl-fuchs.com