



### Model Number

**ML100-54-F/25/102/115/154**

Retroreflective sensor  
fixed cable

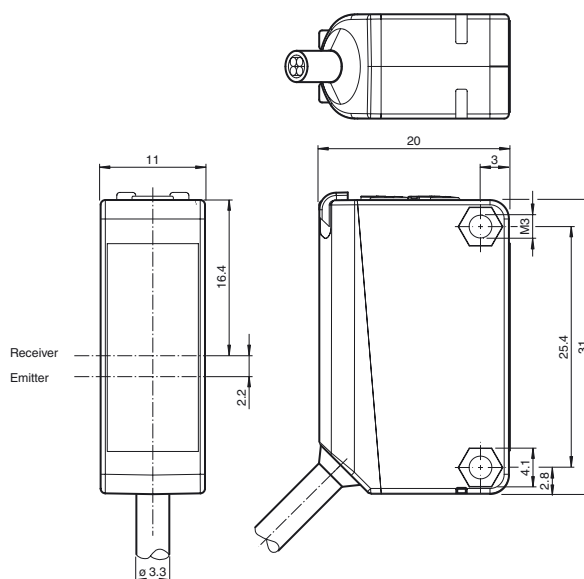
### Features

- Miniature design
- No controls
- Easy to use
- Clearly visible LEDs for Power ON, switching state and weak signal indication
- Very bright, highly visible light spot
- Full metal thread mounting
- Not sensitive to ambient light

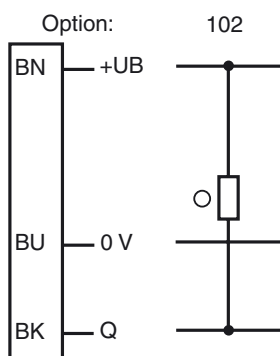
### Product information

The ML100 series is characterized by its miniature housing with integral, all-metal threaded bushings. All versions are equipped with a visible red transmitter LED. This greatly simplifies installation and commissioning. The switching states are easily visible from all directions thanks to the highly visible LEDs.

### Dimensions

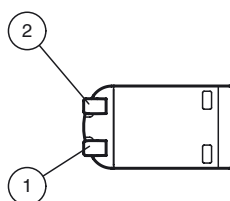


### Electrical connection



○ = Light on  
● = Dark on

### Indicators/operating means



1	Signal display	yellow
2	Operating display	green

**Technical data****General specifications**

Effective detection range	0 ... 2.7 m
Reflector distance	0.02 ... 2.7 m
Threshold detection range	3 m
Reference target	H50 reflector
Light source	LED
Light type	modulated visible red light
Polarization filter	yes
Diameter of the light spot	approx. 200 mm at a distance of 3 m
Angle of divergence	approx. 4 °
Optical face	frontal
Ambient light limit	EN 60947-5-2:2007+A1:2012

**Functional safety related parameters**

MTTF <sub>d</sub>	860 a
Mission Time (T <sub>M</sub> )	20 a
Diagnostic Coverage (DC)	0 %

**Indicators/operating means**

Operation indicator	LED green: power on
Function indicator	LED yellow: lights up when receiving the light beam ; flashes when falling short of the stability control; OFF when light beam is interrupted

**Electrical specifications**

Operating voltage	U <sub>B</sub>	10 ... 30 V DC
Ripple		max. 10 %
No-load supply current	I <sub>0</sub>	< 20 mA

**Output**

Switching type	light on	
Signal output	1 NPN output, short-circuit protected, reverse polarity protected, open collector	
Switching voltage	max. 30 V DC	
Switching current	max. 100 mA , resistive load	
Voltage drop	U <sub>d</sub>	≤ 1.5 V DC
Switching frequency	f	1000 Hz
Response time	0.5 ms	

**Ambient conditions**

Ambient temperature	-30 ... 60 °C (-22 ... 140 °F)
Storage temperature	-40 ... 70 °C (-40 ... 158 °F)

**Mechanical specifications**

Housing width	11 mm
Housing height	31 mm
Housing depth	20 mm
Degree of protection	IP67
Connection	2 m fixed cable
Material	
Housing	PC (Polycarbonate)
Optical face	PMMA
Mass	approx. 50 g
Tightening torque, fastening screws	0.6 Nm
Cable length	2 m

**Compliance with standards and directives**

Directive conformity	
EMC Directive 2004/108/EC	EN 60947-5-2:2007+A1:2012
Standard conformity	
Standards	UL 60947-5-2

**Approvals and certificates**

UL approval	cULus Listed, Class 2 Power Source or listed Power Supply with a limited voltage output with (maybe integrated) fuse (max. 3.3 A according UL248), Type 1 enclosure
CCC approval	CCC approval / marking not required for products rated ≤36 V

**Accessories****OMH-F10-ML100**

Mounting aid for ML100 series

**OMH-ML100-01**

Mounting aid for ML100 series, Mounting bracket

**OMH-ML100-03**

Mounting aid for round steel ø 12 mm or sheet 1.5 mm ... 3 mm

**OMH-ML100-04**

Mounting aid for ML100 series, Mounting bracket

**OMH-ML100-05**

Mounting aid for ML100 series, Mounting bracket

**OMH-10**

Mounting aid

**REF-H85-2**

Reflector, rectangular 84.5 mm x 84.5 mm, mounting holes

**REF-C110-2**

Reflector, round ø 84 mm, central mounting hole

**REF-H60-2**

Reflector with mounting holes

**REF-H50**

Reflector, rectangular 51 mm x 61 mm, mounting holes, fixing strap

**REF-H33**

Reflector with screw fixing

**OFR-70-2**

Reflective tape 70 mm x 70 mm

**V31-WM-2M-PUR**

Female cordset, M8, 4-pin, PUR cable

**V31-GM-2M-PUR**

Female cordset, M8, 4-pin, PUR cable

**OMH-ML100-08**

Mounting aid for ML100 series, Snap-in

Other suitable accessories can be found at [www.pepperl-fuchs.com](http://www.pepperl-fuchs.com)

## Curves/Diagrams

