



Model Number

CBN15-30GK60-A0

Features

- 15 mm non-flush
- Operating distance adjustable via potentiometer
- High EMC resistance
- Complementary outputs

Accessories

BF 30
Mounting flange, 30 mm

Technical Data

General specifications

Switching function		complementary
Output type		NPN
Rated operating distance	s_n	15 mm
Installation		non-flush
Output polarity		DC
Assured operating distance	s_a	0 ... 12.1 mm
Output type		4-wire

Nominal ratings

Installation conditions		
A		18 mm
B		10 mm
C		30 mm
F		60 mm
Operating voltage	U_B	10 ... 30 V DC
Switching frequency	f	0 ... 10 Hz
Reverse polarity protection		reverse polarity protected
Short-circuit protection		pulsing
Voltage drop	U_d	≤ 2.8 V
Operating current	I_L	0 ... 200 mA
Off-state current	I_r	0 ... 0.5 mA typ. 0.1 µA at 25 °C
Off-state current $T_U = 40$ °C, switching element off		≤ 100 µA
No-load supply current	I_0	≤ 20 mA
Time delay before availability	t_v	≤ 50 ms
Switching state indicator		LED, yellow

Indicators/operating means

Potentiometer		sensitivity adjustment
---------------	--	------------------------

Ambient conditions

Ambient temperature		-25 ... 70 °C (-13 ... 158 °F)
Storage temperature		-40 ... 85 °C (-40 ... 185 °F)

Mechanical specifications

Connection type		cable PVC , 2 m
Core cross-section		0.75 mm ²
Housing material		PBT
Sensing face		PBT
Degree of protection		IP67

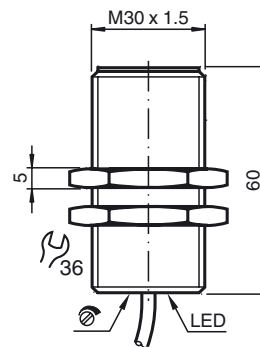
Compliance with standards and directives

Standard conformity	
Standards	EN 60947-5-2:2007 EN 60947-5-2/A1:2012 IEC 60947-5-2:2007 IEC 60947-5-2 AMD 1:2012

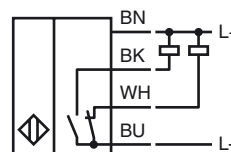
Approvals and certificates

UL approval	cULus Listed, General Purpose
CCC approval	CCC approval / marking not required for products rated ≤36 V

Dimensions

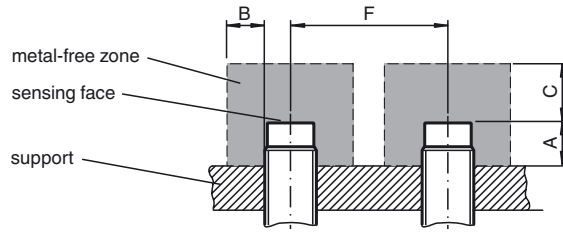


Electrical Connection



Release date: 2018-10-09 11:02 Date of issue: 2018-10-09 189952_eng.xml

Installation Conditions



Release date: 2018-10-09 11:02 Date of issue: 2018-10-09 189952_eng.xml